

C. Milton Wright
High School
Music Department

2023-2024 Band Student Handbook



Band Website: www.ciltonwrightmusic.com

Facebook: C. Milton Wright Band

Instagram: cmw_band

Dr. Joel Frisch - Joel.Frisch@hcps.org

Mr. Jacob Weyand - Jacob.Weyand@hcps.org

Band Parent Organization - CMWMPO@gmail.com

Introduction

Welcome

I am glad that you are a part of the C. Milton Wright Music Department and I look forward to a successful and rewarding year. Being a member of a musical organization is a wonderful experience, one that you will remember for the rest of your life. The C. Milton Wright Music Department has the potential to achieve musical excellence if all the members of each performing group are committed towards this unified goal. As we begin the year, it is appropriate to review the responsibilities of membership in our various ensembles. Please read the following and keep it to know what is expected of you and all members of our groups.

Course Description

This course enhances instrumental skills and knowledge of music fundamentals by rehearsing and performing a wide variety of music. The student gains proficiency in techniques of ensemble and solo performance. This is a performing organization requiring individual practice outside of school hours. Students may take this course more than one time.

Band Outcomes

In all band classes students will:

1. Use listening skills to adjust blend and balance.
2. Demonstrate the ability to play in tune with appropriate tone quality.
3. Interpret music according to the historical style or culture of the composition.
4. Demonstrate the ability to read musical notation accurately.
5. Demonstrate proper instrumental technique.
6. Demonstrate proper rehearsal and performance expectations.
7. Perform in a variety of settings.
8. Demonstrate the ability to critique music with understanding.

Grading

Assessment

The following forms of assessment will be used during the school year:

1. **Practice (20%)** – class preparation, worksheets, homework (Summative)
2. **Process (30%)** – minor playing assessments, written quizzes (Summative/Formative)
3. **Product (50%)** – performances, major playing assessments, written tests (Formative)

Grading Outline

The student's grade will be derived from the following areas:

1. **Rehearsal Preparation/Participation** – Students are expected to exhibit the following work habits:
 - a. Active participation and preparation for class. (regular at home practice is necessary, instrument, music, drill, pencil, reeds, valve oil, etc.) Assessment of preparation will be at the teacher's discretion.
 - b. Cooperation and positive attitude
 - c. Punctuality and attendance
2. **Progress/Achievement/Performances** – A student's developing technical facility will be assessed by regular playing tests and quizzes. Most tests will be performance based but some will be written. Students will demonstrate their achievement of musical objectives in a live performance setting. (See calendar for performance dates.)
3. **Homework** – Students will often have forms that require a parent signature.


Course Materials

Required Supplies



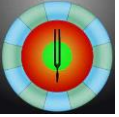


1. Instrument (High school is a great time to upgrade your instrument. Please ask about purchase options.)
2. *Foundations for Superior Performance*, Richard Williams & Jeff King (Available at most music stores and several websites. Make sure you purchase the correct book for your instrument.)
3. Instrument accessories: may include mouthpiece, reeds, valve oil, mutes for brass instruments, etc.
4. Percussionists only: see *Required Percussion Materials*
5. Music
6. Music Stand (for home use)
7. PENCIL!!!!

Required Apps



1. Metronome

	Pro Metronome FREE on Apple and Android Paid version (\$3.99) is recommended
---	--

2. Tuner (choose one)

	DA Tuner by Prometheus Interactive FREE on Android, not available for Apple Paid version (\$2.99) is recommended
	Tunable FREE on Apple, \$3.99 on Android
	Tonal Energy (also includes a metronome) \$3.99 on Apple and Android
	iStroboSoft (for bass clarinet, bari sax, tuba, double bass) \$9.99 on Apple
	Strobe Tuner Pro by A4tune Labs (for bass clarinet, bari sax, tuba, double bass) \$2.99 on Android

3. Band App

	Band FREE on Apple and Android Download the app and create an account Use this link (https://tinyurl.com/CMWBand) or QR code to join the C. Milton Wright Band page:	
---	--	---

4. Smart Music (Recommended)

	Web-based: https://www.smartmusic.com/ Free version has limited resources Performer subscription (\$40 per year) accesses a variety of ensemble and solo music
---	--

Attendance Policy

Band is a performance-oriented class. Participation in performances is an essential part of the learning process. It is a primary way in which band directors evaluate students. Band students represent C. Milton Wright High School in a meaningful and visible way during performances. The absence of any band student from a performance will have an impact on the reputation of the school and on the success of the entire band.

The following procedures and policies apply to the participation of band students in performances.

1. At the beginning of school, the band director will distribute a list of performances for the upcoming school year at which attendance of band students is required.
2. Band students are expected to attend all scheduled performances and rehearsals.
3. If a band student misses a rehearsal or performance without a valid excuse, as determined by the band director, the student will receive a zero for that performance, as they will be unable to meet the objectives of that performance.
4. If a band student misses a performance, no penalty will be imposed if the reason for the absence meets one of the following criteria...
 - The student is ill
 - Family emergency
5. Absences from performances for which the grade penalty will be imposed include, but are not limited to the following:
 - Work
 - Outside Concerts/Sporting Events
 - School work – The rotating schedule provides you with ample time to complete your homework. Please be responsible and plan accordingly.
 - School Sports – The general rule for school sports is as follows:
 - a. Band Performance takes precedent over Sports Practice
 - b. Sports Game takes precedent over Band Rehearsal (you are still required to come to as much of the rehearsal as you can when your game ends)
 - c. Band Performance/Sports Game will be worked out on a case-by-case basis.
6. Early notification of a conflict and potential absence from a performance is essential. The student and parent must notify the band director of a potential absence via the [CMW Band Absence Request Form](#). Please submit a form at least two weeks in advance of a conflict. A separate form is required for EACH individual conflict.
7. When a student's absence results from an unexpected event (such as a sudden illness, or family emergency), every effort should be made to contact the band director before the performance. The director recognizes that on rare occasions this will not be possible.
8. When a student notifies the band director that he/she will be absent from a performance, the director will decide if a penalty will be imposed and will share this decision with the student.
9. Band Leadership – You are required to attend ALL summer parades, leadership camp, band camp, pep band functions, SARC, and Race for Hope.
10. Drumline – You are required to attend ALL summer parades, percussion camp, and band camp.

CMW Classroom Ready Policy

1. Be on time to class and seated.
2. Remove Earbuds/Airpods and put your phone away.
3. Remove any Hats/Hoods.
4. Place your class materials on your desk.
5. Be ready to learn.

Class Responsibilities and Procedures

1. Rehearsal time is limited and important. Everyone needs to be present, on time, and prepared to work. Attendance and active positive participation are a part of your grade.
2. Always play your best!
3. Gum chewing is not allowed in the music rooms or during class time. Food and drinks, other than water, are not permitted in any of the music rooms. Please help to keep our rooms clean and organized.
4. Have your music and all equipment needed for the rehearsal (instrument mask, bell cover, blue book, pencil, mutes, oil, extra reeds, spray bottles, etc.) with you as you take your seat.
5. When the director steps in front of the classroom or on the podium, all playing and talking should stop immediately so we may proceed with rehearsal as posted on the board. Rehearsal etiquette includes stopping when the director stops conducting or cuts off the group. Listen for directions, comments, or corrections. Always mark your music with a pencil. When the director's hands are raised you should be ready to begin.
6. Take good care of all equipment, whether it belongs to you or the school. Please do not lean on the music stands as this bends and loosens them. All drumsticks and small auxiliary instruments must be returned to the percussion cabinet/closet in their specified location. Misuse or damage of school instruments or percussion equipment will result in an appropriate replacement fee and referral to the main office.
7. YOU are responsible for printing your own concert music. Pdfs are available on the band website. If you do not have a printer at home, please let me know. Printers are available in the CMW library. You must have your music printed PRIOR to coming to class. Do not ask me to go to the library during class to print your music. Failure to have your music means that you are not prepared for class and will result in a lower grade.
8. Reed Players: It is recommended that each student purchases a box or reeds or a larger quantity to last for a longer period of time. You should always have at least 3 to 4 reeds in rotation just in case one breaks. (**I highly recommend Vandoren, Mitchell Lurie, and LaVoz reeds.)
9. Each student must put their name, address, telephone number, and school on a luggage tag outside of their case for identification purposes. CMW luggage tags are available for \$2.00.
10. At the end of rehearsal, clean up your area so it is as good (or better) than when you arrived.
11. Take your instrument home every day and practice!

Additional Opportunities

Throughout the course of the school year, you will have the opportunity to improve your musical skills and ability by participating in a variety of voluntary musical activities and ensembles. It is highly recommended that you attempt to take part in as many of these activities as possible.

- Pep Band/Winter Drumline
- Color Guard
- Small Ensembles
- All County Band and Orchestra
- All State Band and/or Orchestra
- Solo and Ensemble Festival
- Summer Parades
- Music Competition Trips
- Tri-M Music Honor Society
- After School Percussion Ensemble
- Jazz Club
- Ukulele Club

Individual and home practice

Practicing at home is your homework for music class. You need to practice your assigned music enough to be able to perform it well. Aim to perform it perfectly. I suggest at least 30 minutes of individual practice at home every day. Practice time should be geared toward improvement in tone, intonation, rhythm, technique, and musicality. You will have frequent opportunities to show your improvement and musical growth through playing your music individually, in sectionals, or in class.

Private Lessons

Taking private lessons on your instrument greatly improves your ability, technical skills, and musical knowledge. The individual attention received through private instruction represents an educational opportunity that cannot be duplicated in a classroom setting. It is highly recommended, but not required, that you consider studying privately with an expert on your specific instrument. Your director has information regarding private teachers and plenty of information to assist you in finding and selecting an appropriate private studio. Several excellent teachers live in or near the Bel Air area.

Concert Attire/Dress

Summer Uniform

Students are expected to wear the following for all C. Milton Wright Marching Band summer performances:

- blue uniform band shirt (purchase)
- black Bermuda shorts (purchase)
- black crew socks without logo (purchase)
- black marching shoes (purchase)

Marching Season

Students will borrow school uniforms to wear for C. Milton Wright High School Marching Band performances. It is understood that the student accepts responsibility for care of the uniform. If damage to the uniform is caused by misuse or negligence, the student is financially responsible for repair or replacement of the uniform. Eating while in uniform is NOT permitted. Students are expected to wear the following:

- band jacket (borrowed from CMW)
- bibbers (borrowed from CMW)
- shako (borrowed from CMW)
- blue uniform band shirt (purchase)
- black gloves (purchase)
- black crew socks without logo (purchase)
- black marching shoes (purchase)

Students who show up to a marching performance without their blue uniform shirt, black socks, or black gloves will incur a fee that will be noted in student accounts until paid. The uniform list will keep track of students that are missing any items for a performance. Dr. Frisch will receive a copy of the uniform list for each performance and has the right to lower your grade for your uniform being incomplete.

Concert Season

Students are expected to wear professional concert attire for all concert season performances. You may wear any of the following items as long as they meet the listed requirements:

- **Black dress shirt or blouse:** dress shirt must be button-down with a collar and blouse must have sleeves past the elbow
- **Black skirt or dress:** Must have sleeves past the elbow (or wear a cardigan) and must be floor-length
- **Black dress pants:** Must be loose-fitting dress pants and must be worn with black socks.
- **Black Shoes:** Must be dress shoes. No toes should be out. Avoid wearing high heels.
- **Tie:** Blue CMW tie provided (These MUST be collected at the end of every performance.)

Flip-flops, Sandals, Jeans, Corduroys, Leggings, Yoga Pants, and Long Fingernails are **NOT** Permitted!

Everyone wears all black from head to toe!

